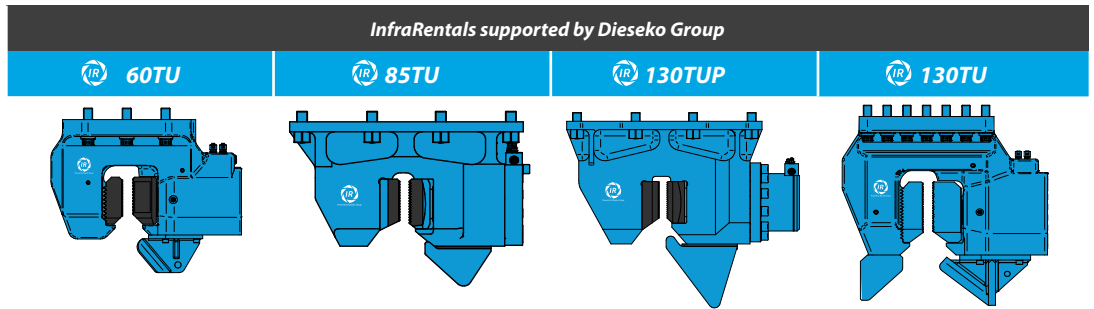
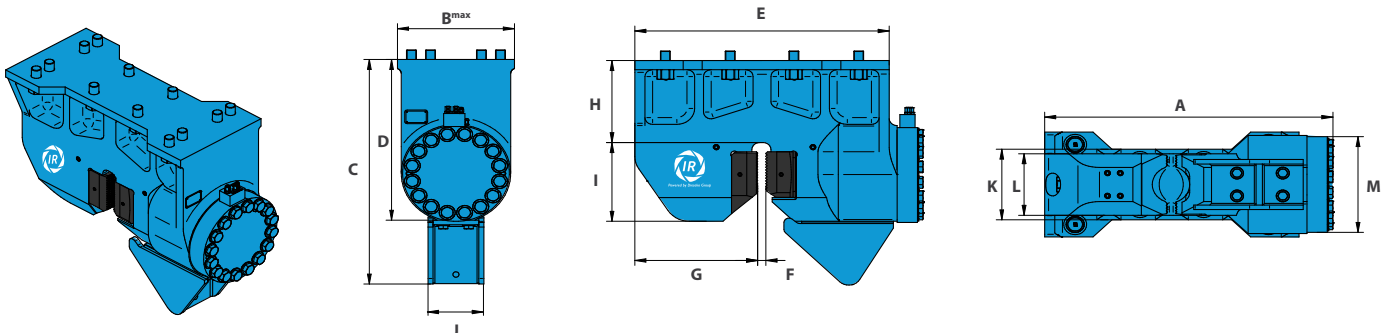


Sheetpile clamps



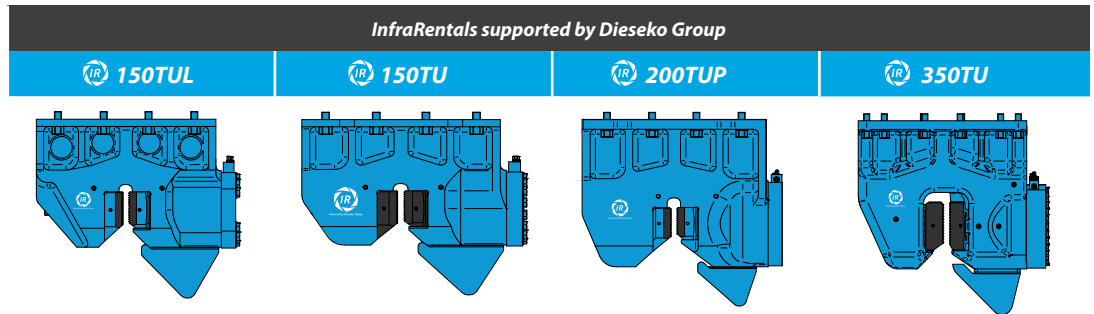
Clamping force (kN)	600	850	1300	1300
Working pressure (bar)	320	300	300	300
Max. operating press. (bar)	180	180	180	180
Weight (kg)	250	600	750	610
A	615	873	1013	731
B	310	300	450	340
C	497	660	898	750
D	375	500	590	550
E	430	850	850	480
F	32	33,5	34	33
G	232	401	402	288
H	150	205	265	215
I	238	295	325	515
J	94	200	200	170
K	180	300	300	240
L	170	240	270	220
M	230	333	276	340



Stock locations: • Dronten (NL) • Sliedrecht (NL) • Hohenwart (DE) • Hamburg (DE) • Großwallstadt (DE)

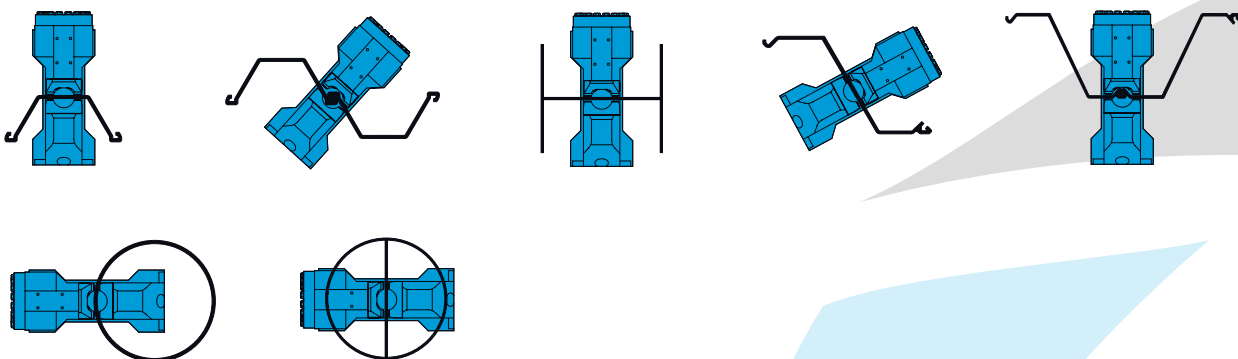
Sheetpile clamps

Sheetpile clamps



	150TUL	150TU	200TUP	350TU
Clamping force (kN)	1500	1500	2000	3500
Working pressure (bar)	300	300	300	320
Max. operating press. (bar)	180	180	180	120
Weight (kg)	1100	1270	2000	2600
A	1133	1133	1130	1242
B	300	460	530	460
C	985	985	1165	1230
D	705	705	920	940
E	1000	1000	1040	1100
F	32	32	32	37
G	483	483	503	558
H	360	360	490	455
I	345	345	430	485
J	220	220	220	250
K	300	310	460	400
L	270	270	300	340
M	350	420	530	540

Sheetpile clamps options



Stock locations: • Dronten (NL) • Sliedrecht (NL) • Hohenwart (DE) • Hamburg (DE) • Großwallstadt (DE)